




LABORATORY LINES

MICROSCOPES



Kalstein®

A different accompaniment, at your service





Kalstein®

A different accompaniment, at your service

OUR SERVICES

Benefits and Support

In Kalstein France, we take care of the full satisfaction of our customers, that is why we provide value-added services of the highest level based on our experience.



Online Inductions and Trainings

In any part of the world, receive your induction or training from our specialized team of engineers



Quick Response

Our work team is always available to response all your consults or questions, in order to support you in any situation.



#Letsgivemore ♥

Thanks to your purchase, a donation will be made to a non-profit foundation that fights against breast cancer and helps most vulnerable communities.



Technical Support

Enjoy of personalized advice for the correct preventive and corrective maintenance of your equipment, thanks to Kalstein's manuals and articles, special catalogues and video tutorials.



Delivery Logistics

We take care of all the necessary logistics for the dispatch of your goods, whether is by sea, land or air.



Kalstein Worldwide

With more than 25 years growing with our customers, Kalstein's multiformat and modern content, is now present in more than 10 countries and increasing.



KALSTEIN® Microscopes LCD Touch Screen Digital Microscope Model YR05782



Product Description

1. 10.5"LCD Touch Screen Pad, With Android System + Measuring Software
2. High Eyepoint Wide Field Eyepiece WF10x/20mm Dia.30mm
3. Achromatic HC 4x,10x,40x100x Objective, Upgradeable To Infinity
4. Double Layer Mechanical Stage 143*132mm, Upgradeable To 216x150mm
5. 3W LED Kohler Illumination With Removable Light House For Easy Maintenance



#Letsgivemore ❤️

Thanks to your purchase, a donation will be made to a non-profit foundation that fights against breast cancer and helps most vulnerable communities.



All rights reserved © KALSTEIN France S. A. S.,
Optimum Business Center 450 Rue Baden Powell,
• 34000 Montpellier, France.
Tit: +33 467158849 / +33 680760710/ +33 663810023
<https://kalstein.eu>
KALSTEIN FRANCE, S.A. S



KALSTEIN® Microscopes LCD Touch Screen Digital Microscope Model YR05782



#Letsgivemore ♥

Thanks to your purchase, a donation will be made to a non-profit foundation that fights against breast cancer and helps most vulnerable communities.



All rights reserved © KALSTEIN France S. A. S.,
Optimum Business Center 450 Rue Baden Powell,
• 34000 Montpellier, France.
Tél: +33 467158849 / +33 680760710/ +33 663810023
<https://kalstein.eu>
KALSTEIN FRANCE, S.A. S



KALSTEIN® Microscopes LCD Touch Screen Digital Microscope Model YR05782



Technical Specifications

Model	YR05782
Head	Trinocular Head, 30° Inclined, Interpupillary Distance 48-75mm, Both Eyepiece Tube Diopter Adjustable
Eyepiece	WF10x/20mm, Diopter Adjustable, Dia. 30mm
Objective	High Contrast Chromatic Free 4x, 10x, 40x(S), 100x(Oil, S)
Focus Knob	Coaxial Coarse & Fine Focusing, Fine Division 0.002mm, Coarse Stroke 37.7mm/Rotation, Focusing Range 24mm
Nosepiece	Quadruple, Backward With Click Stops
Stage	Double Layer Mechanical Stage 142x132mm, Graphite Surface, Moving Range 75x50mm
Condenser	Abbe Condenser N.A.1.25, Center Adjustable
Light Source	3W LED Brightness Adjustable
Adapter	C-Mount 0.5x
Package	53*32.5*53.5cm/11.5Kg, 1 Set/Carton
10.5" Touch Screen Android Pad Digital Camera, 8.0M Newly Update 2022!	



#Letsgivemore ❤️

Thanks to your purchase, a donation will be made to a non-profit foundation that fights against breast cancer and helps most vulnerable communities.



All rights reserved © KALSTEIN France S. A. S.,
Optimum Business Center 450 Rue Baden Powell,
• 34000 Montpellier, France.
Tit: +33 467158849 / +33 680760710/ +33 663810023
<https://kalstein.eu>
KALSTEIN FRANCE, S.A. S



KALSTEIN® Microscopes LCD Touch Screen Digital Microscope Model YR05782



Technical Specifications

Spec.	Model	YR05782-op0
	Category	HD All-in-One Android 11 System Tablet Digital Camera
	Sensor	1/1.8" CMOS Sensor
	Effective Pixel	8M, 4K
	Screen	10.5" High-Definition Touch Screen
	Operation System	Android 11
	WIFI	2.4GHz/5GHz Dual-band WIFI, Support WIFI6
	Bluetooth	Bluetooth 5.0
	Output	USB3.0*2, USB2.0*1, HDMI, Gigabit LAN Port
	Pixel size	2.0um*2.0um
Power	DC-12V/2A	



#Letsgivemore

Thanks to your purchase, a donation will be made to a non-profit foundation that fights against breast cancer and helps most vulnerable communities.



All rights reserved © KALSTEIN France S. A. S.,
Optimum Business Center 450 Rue Baden Powell,
• 34000 Montpellier, France.
Tél: +33 467158849 / +33 680760710/ +33 663810023
<https://kalstein.eu>
KALSTEIN FRANCE, S.A. S



KALSTEIN® Microscopes LCD Touch Screen Digital Microscope Model YR05782



Technical Specifications

Model	YR05782-op0	
Function	Basic Function	Android Interaction, Installed S-Eye2.0 Measure Software
	Image Adjustment	Brightness, Contrast, Saturation, Color Temperature
	Camera Function	Mirror, Flip, Freeze, Black and White
	UI Interface	Support User-friendly Mouse & Keyboard, And Touch Screen Operation
	Photo	8.0M Image Capture
	Video	1080P Video
	Storage	Still Photo And Video Recording, Picture Preview
	Marking	Point Coordinates, Crosshairs, Coordinate System, Text Annotations
	Length Measurement	Straight Line, Folded Line, Curve Length, Parallel Line Distance, Point Line Distance
	Geometric Measurement	Line Segment Length, Radius Fixed Circle, 2 Point Fixed Circle, 3 Point Fixed Circle, Concentric Circle, Radius Fixed Circle
	Geometric Area Measurement	Polygon, Rectangle
Measurement System	Built-in S-Eye Software	



#Letsgivemore

Thanks to your purchase, a donation will be made to a non-profit foundation that fights against breast cancer and helps most vulnerable communities.



All rights reserved © KALSTEIN France S. A. S.,
Optimum Business Center 450 Rue Baden Powell,
• 34000 Montpellier, France.
Tél: +33 467158849 / +33 680760710/ +33 663810023
<https://kalstein.eu>
KALSTEIN FRANCE, S.A. S



KALSTEIN® Microscopes LCD Touch Screen Digital Microscope Model YR05782



Technical Specifications

Model	YR05782-op0	
Package	Box Size	237*169*10.5mm
	Weight	0.6kg
	Accessory	DC-12V/2A Power Adapter
Laboratory Biological Microscope Optional Accessories		
Eyepiece	WF16X/F.N.15mm	YR05782-op1
	WF20X/F.N.12mm	YR05782-op2
Nosepiece	Backward Quintuple Nosepiece	YR05782-op3
Dark Field	Dark Field Condenser, Dry, N.A.1.25	YR05782-op4
	Dark Field Condenser, Immersion, N.A.1.25~1.36	YR05782-op5
Polarizing	Polarizer & Analyzer	YR05782-op6
Phase Contrast	Turret Disc Phase Contrast Condenser, For 10X,20X,40X,100X	YR05782-op7
	Infinity Plan Phase Contrast Objective 10X,20X,40X,100X	
	Centering Telescope 10X	
	Optional For B, T Only	
Adapter	Eyepiece Tube Adapter	YR05782-op8
	C-Mount 1.0X	YR05782-op9



#Letsgivingmore

Thanks to your purchase, a donation will be made to a non-profit foundation that fights against breast cancer and helps most vulnerable communities.



All rights reserved © KALSTEIN France S. A. S.,
Optimum Business Center 450 Rue Baden Powell,
• 34000 Montpellier, France.
Tél: +33 467158849 / +33 680760710/ +33 663810023
<https://kalstein.eu>
KALSTEIN FRANCE, S.A. S





 **Kalstein**[®]
A different accompaniment, at your service

#LETSGIVEMORE 

**WITH THE
ACQUISITION
OF A KALSTEIN
EQUIPMENT**

YOU MAKE A CONTRIBUTION TO:



**Fundación
Jacinto Convit**

<https://www.jacintoconvit.org/>



<https://onetreepanted.org>



Humatem

Solidarité et coopération
biomédicale

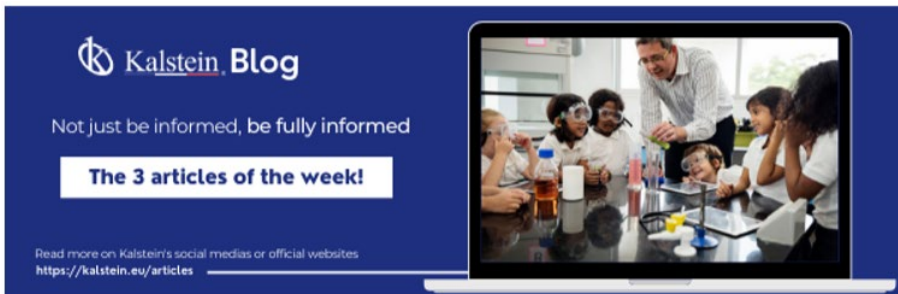
<https://www.humatem.org/>



**MANIAPURE
FOUNDATION USA**

<https://www.maniapurefoundation.org/>

Articles Kalstein
(Social Networks and Official Websites)



Kalstein Blog
Not just be informed, be fully informed

The 3 articles of the week!

Read more on Kalstein's social medias or official websites
<https://kalstein.eu/articles>



PARIS - FRANCE
HEADQUARTER
2 Rue Jean Lantier
75001 Paris - France

Tlf: +33 (0) 01 78 95 87 89
Cel: +33 (0) 6 80 76 07 10
sales@kalstein.eu

<https://kalstein.eu/>
<https://www.kalstein.fr/>



1
Read this ARTICLE NOW

How does the climate affect your microscope?

microscope is an instrument that allows observing and measuring objects that are too small to be seen with the naked eye. This is achieved through a complex system of lenses and mirrors, which form

Kalstein Blog

Article of the week:
How does the climate affect your microscope?

Read more on Kalstein's social medias or official websites
<https://kalstein.eu/articles>



2
Read this ARTICLE NOW

What is the importance of the laboratory refrigerator?

refrigerator is a device that is one of the most common pieces of laboratory equipment. Its purpose is to maintain, in a controlled environment (refrigerated space), various fluids and substances

Kalstein Blog

Article of the week:
What is the importance of the laboratory refrigerator?


Read more on Kalstein's social medias or official websites
<https://kalstein.eu/articles>

Kalstein Training Videos
(Youtube Channel and Official Websites)



Kalstein France - Jacinto Convit Foundation / Alliances

23 views • 3 years ago



Kalstein's Microscopes

445 views • 1 week ago

