



# PATHOLOGICAL ANATOMY

## MICROTOME BLADES



# Kalstein®

A different accompaniment, at your service





# Kalstein®

A different accompaniment, at your service

OUR SERVICES

## Benefits and Support

In Kalstein France, we take care of the full satisfaction of our customers, that is why we provide value-added services of the highest level based on our experience.



### Online Inductions and Trainings

In any part of the world, receive your induction or training from our specialized team of engineers



### Quick Response

Our work team is always available to response all your consults or questions, in order to support you in any situation.



### #Letsgivemore ♥

Thanks to your purchase, a donation is made to a non-profit foundation that fights against cancer and helps vulnerable communities.



### Technical Support

Enjoy of personalized advice for the correct preventive and corrective maintenance of your equipment, thanks to Kalstein's manuals and articles, special catalogues and video tutorials.



### Delivery Logistics

We take care of all the necessary logistics for the dispatch of your goods, whether is by sea, land or air.



### Kalstein Worldwide

With more than 25 years growing with our customers, Kalstein's multiformat and modern content, is now present in more than 10 countries and increasing.



## Microtome Blades Kalstein Microtome Blades



### Technical Characteristics:

- ✓ Edge Angle: 35
- ✓ Type: YR-808 low profile blade
- ✓ Disposable: YES
- ✓ Coating: Resin coating; platinum spattering
- Length: 80 millimeter
- ✓ Thickness: 0.25 millimeter
- ✓ Height: 8-millimeter
- ✓ Pack of Pieces: 50 pcs/box Material: Stainless steel

### Description:

- ✓ Disposable microtome blade for microtomes
- ✓ Our microtome blades have earned great feedback in universities, hospitals and laboratories throughout the world for fine operational ease and performance.
- ✓ Good quality
- ✓ Competitive price

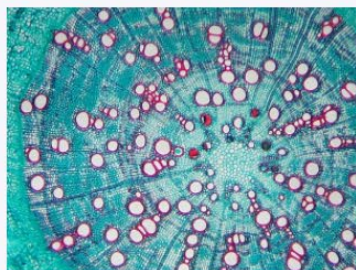
## Main equipment used in pathological anatomy

Among the equipment most used in this science, we have: microtomes, microscopes, tissue processor, water baths for tissues, cryostats, cooling plates, trimmer and paraffin dispenser, slide dryers, tissue inclusion systems, systems of automatic staining for slides, among others.




Histopathology

It is the microscopic examination of a sample using histological techniques. Stains provide a specific diagnosis based on morphology and is the core skill of histology.



Electron microscopy

It consists of the examination of tissue with an electron microscope that allows greater magnification, allowing the visualization of organelles within the cell...



Tissue cytogenesis

It is based on the visualization of chromosomes to identify genetic defects such as chromosome translocation...



Immunohistochemistry

It is based on the use of antibodies to detect the presence, abundance and localization of specific proteins. This technique is critical for distinguishing between disorders with...



### #Let'sgive more ♥

Thanks to your purchase, a donation is made to a non-profit foundation that fights against cancer and helps vulnerable communities.



All rights reserved © KALSTEIN France S. A. S.,  
Optimum Business Center 450 Rue Baden Powell,  
• 34000 Montpellier, France.  
Tél: +33 467158849 / +33 680760710/ +33 663810023  
<https://kalstein.eu>  
KALSTEIN FRANCE, S.A. S



**Microtome Blades**

**Kalstein Microtome Blades and Microtome Models**



MICROTOMES SERIES

**Automated microtome YR415-1**



MICROTOMES SERIES

**Cryostat Microtome YR426**



MICROTOMES SERIES

**Manual Microtome YR417**



MICROTOMES SERIES

**Manual microtome YR418**



MICROTOMES SERIES

**Manual Microtome YR419**



MICROTOMES SERIES

**Manual Microtome YR420**



MICROTOMES SERIES

**Manual Microtome YR421**



MICROTOMES SERIES

**Rotary microtome YR422**



MICROTOMES SERIES

**Semi-automatic detection microtome YR416-1**



MICROTOMES SERIES

**Semi-Automatic Rotary Microtome YR416**



**#Letsgivemore** ♥

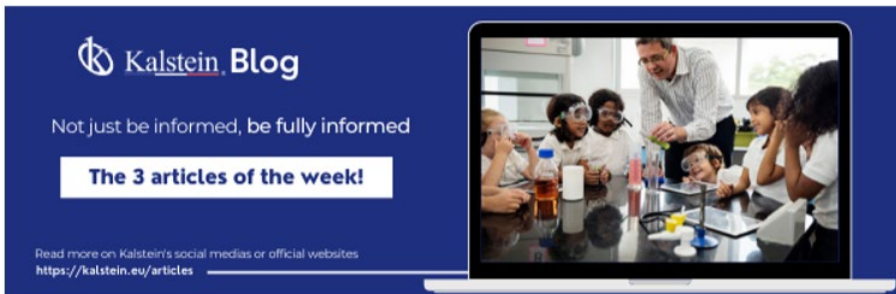
Thanks to your purchase, a donation is made to a non-profit foundation that fights against cancer and helps vulnerable communities.



All rights reserved © KALSTEIN France S. A. S.,  
Optimum Business Center 450 Rue Baden Powell,  
• 34000 Montpellier, France.  
Tél: +33 467158849 / +33 680760710/ +33 663810023  
<https://kalstein.eu>  
**KALSTEIN FRANCE, S.A. S**



**Articles Kalstein**  
(Social Networks and Official Websites)



**Kalstein Blog**  
Not just be informed, be fully informed  
**The 3 articles of the week!**  
Read more on Kalstein's social medias or official websites  
<https://kalstein.eu/articles>



**1**  
Read this ARTICLE NOW  
**How does the climate affect your microscope?**  
A microscope is an instrument that allows observing and measuring objects at a very small scale. This is achieved through a complex system of lenses and mirrors, which form  
**Kalstein Blog**  
**Article of the week:**  
How does the climate affect your microscope?  
Read more on Kalstein's social medias or official websites  
<https://kalstein.eu/articles>




**2**  
Read this ARTICLE NOW  
**What is the importance of the laboratory refrigerator?**  
A refrigerator is a device that is one of the most common pieces of equipment used in laboratories. It is a controlled environment (refrigerated space), various fluids and substances  
**Kalstein Blog**  
**Article of the week:**  
What is the importance of the laboratory refrigerator?  
Read more on Kalstein's social medias or official websites  
<https://kalstein.eu/articles>

**Kalstein Training Videos**  
(Youtube Channel and Official Websites)



**Kalstein France - Jacinto Convit Foundation / Alliances**  
23 views • 3 years ago



**Kalstein's Microscopes**  
445 views • 1 week ago



PARIS - FRANCE  
**HEADQUARTER**  
2 Rue Jean Lantier  
75001 Paris - France

**Tlf:** +33 (0) 01 78 95 87 89  
**Cel:** +33 (0) 6 80 76 07 10  
[sales@kalstein.eu](mailto:sales@kalstein.eu)

<https://kalstein.eu/>  
<https://www.kalstein.fr/>

