




# LABORATORY SECTOR

## GEL DOCUMENTATION



**Kalstein**®

A different accompaniment, at your service





# Kalstein®

A different accompaniment, at your service

OUR SERVICES

## Benefits and Support

In Kalstein France, we take care of the full satisfaction of our customers, that is why we provide value-added services of the highest level based on our experience.



### Online Inductions and Trainings

In any part of the world, receive your induction or training from our specialized team of engineers



### Quick Response

Our work team is always available to response all your consults or questions, in order to support you in any situation.



### #Letsgivemore ♥

Thanks to your purchase, a donation will be made to a non-profit foundation that fights against breast cancer and helps most vulnerable communities.



### Technical Support

Enjoy of personalized advice for the correct preventive and corrective maintenance of your equipment, thanks to Kalstein's manuals and articles, special catalogues and video tutorials.



### Delivery Logistics

We take care of all the necessary logistics for the dispatch of your goods, whether is by sea, land or air.



### Kalstein Worldwide

With more than 25 years growing with our customers, Kalstein's multiformat and modern content, is now present in more than 10 countries and increasing.



**KALSTEIN® Gel Documentation**  
**Multifunctional Imager**  
**Model YR06067 // YR06068**



**#Letsgivingmore** ♥

Thanks to your purchase, a donation will be made to a non-profit foundation that fights against breast cancer and helps most vulnerable communities.



All rights reserved © KALSTEIN France S. A. S.,  
2 Rue Jean Lantier • 75001 Paris •  
+33 1 78 95 87 89 / +33 6 80 76 07 10 •  
<https://kalstein.eu>  
KALSTEIN FRANCE, S. A. S



## KALSTEIN® Gel Documentation Multifunctional Imager Model YR06067 // YR06068



### Product Description:

- ✓ Large view area (maximum 20x20cm)
- ✓ Easy to use
- ✓ Standard Western blot imager with ECL
- ✓ Wide application with optional accessories
- ✓ Cooled digital camera adopting sensitive CCD chip
- ✓ Unlimited Software, free download, free update.

### Technical Description:

Model	YR06067	YR06068
Digital Camera	Cooled CCD Camera	
Physical Resolution	6 Megapixels, 2750*2200	
Pixel Density and A/D	16 Bit	
Grey Scales	65536	
Dynamic Range	≥4.60D	
Cooling Temperature	-60°C below ambient, -30°C regulated	
Scientific Lens (Difference between both models)	Sensitive F0.95 Lens	Ultra sensitive F0.8 Lens
Chemiluminescence sample tray	4 Layer	
UV Transmission	302nm-312nm, area : 21x26cm	
White LED Transmission	Area: 19x26cm	
Filter Wheel	Five position	
Filter	Gel Doc Filter	
UV Protection	UV Protection Shield	
Image Acquisition Software	No software dongle required, unlimited users, free update	
Image Analysis Software	No software dongle required, unlimited users, free update	



### #Letsgivemore

Thanks to your purchase, a donation will be made to a non-profit foundation that fights against breast cancer and helps most vulnerable communities.



All rights reserved © KALSTEIN France S. A. S.,  
2 Rue Jean Lantier • 75001 Paris •  
+33 1 78 95 87 89 / +33 6 80 76 07 10 •  
<https://kalstein.eu>  
KALSTEIN FRANCE, S. A. S







 **Kalstein**<sup>®</sup>  
A different accompaniment, at your service

#LETSGIVEMORE 

**WITH THE  
ACQUISITION  
OF A KALSTEIN  
EQUIPMENT**

YOU MAKE A CONTRIBUTION TO:



**Fundación  
Jacinto Convit**

<https://www.jacintoconvit.org/>



<https://onetreepanted.org>



**Humatem**

Solidarité et coopération  
biomédicale

<https://www.humatem.org/>

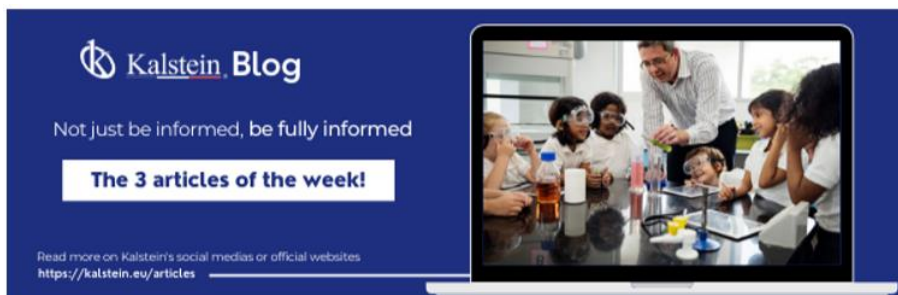


**MANIAPURE  
FOUNDATION USA**

<https://www.maniapurefoundation.org/>



**Articles Kalstein**  
(Social Networks and Official Websites)



**Kalstein Blog**  
Not just be informed, be fully informed

**The 3 articles of the week!**

Read more on Kalstein's social medias or official websites  
<https://kalstein.eu/articles>

**1**  
Read this ARTICLE NOW



**How does the climate affect your microscope?**

microscope is an instrument that allows observing and measuring small objects. This is achieved through a series of lenses that focus light on the object being observed.

**Kalstein Blog**

**Article of the week:**  
How does the climate affect your microscope?

Read more on Kalstein's social medias or official websites  
<https://kalstein.eu/articles>

**2**  
Read this ARTICLE NOW



**What is the importance of the laboratory refrigerator?**

Refrigerator is a device that is one of the most essential equipment that is used to maintain, in a controlled environment (refrigerated space), various fluids and substances.

**Kalstein Blog**

**Article of the week:**  
What is the importance of the laboratory refrigerator?


Read more on Kalstein's social medias or official websites  
<https://kalstein.eu/articles>

**Kalstein Training Videos**  
(Youtube Channel and Official Websites)



Kalstein France - Jacinto Convit Foundation / Allianc...

23 views • 3 years ago



Kalstein's Microscopes

445 views • 1 week ago



PARIS - FRANCE  
**HEADQUARTER**

2 Rue Jean Lantier  
75001 Paris - France

**Tlf:** +33 (0) 01 78 95 87 89

**Cel:** +33 (0) 6 80 76 07 10

[sales@kalstein.eu](mailto:sales@kalstein.eu)

<https://kalstein.eu/>  
<https://www.kalstein.fr/>

