




MEDICAL LINES

ULTRASOUND SCANNER



Kalstein®

A different accompaniment, at your service





Kalstein®

A different accompaniment, at your service

OUR SERVICES

Benefits and Support

In Kalstein France, we take care of the full satisfaction of our customers, that is why we provide value-added services of the highest level based on our experience.



Online Inductions and Trainings

In any part of the world, receive your induction or training from our specialized team of engineers



Quick Response

Our work team is always available to response all your consults or questions, in order to support you in any situation.



#Letsgivemore ♥

Thanks to your purchase, a donation will be made to a non-profit foundation that fights against breast cancer and helps most vulnerable communities.



Technical Support

Enjoy of personalized advice for the correct preventive and corrective maintenance of your equipment, thanks to Kalstein's manuals and articles, special catalogues and video tutorials.



Delivery Logistics

We take care of all the necessary logistics for the dispatch of your goods, whether is by sea, land or air.



Kalstein Worldwide

With more than 25 years growing with our customers, Kalstein's multiformat and modern content, is now present in more than 10 countries and increasing.



KALSTEIN® Ultrasound Scanner

Model YR05145



Kalstein is proud to announce its newly released laptop-sized ultrasound systems, varying from 2D, 3D, black & white, color Doppler, etc.

Compact as a typical laptop computer, YR02145 2D ultrasound system incorporates with the latest biomedical engineering and ultrasonic imaging techniques, delivering superb image quality, outstanding clinical performance and versatility, user-friendly tutorial workflow, easy affordability, and beyond. It's surely the right hand of ultrasound professionals anywhere, anytime.

Detailed Features

- ✓ 15.1" high resolution color LED backlight LED display, with high contrast and wide viewing angle.
- ✓ Adopt ARM7 embedded control system, +FPGA signal processing system + well selected ultrasound hardware system, all make the unit more stable.
- ✓ Menu operation system, with different languages according to requirement including Spanish, English, French, Russian and Portuguese ;
- ✓ Body marks: total 64 kinds body marks indicating probe position ;
- ✓ Display mode : B、2B、4B、B/M、M ;
- ✓ Adjustable depth: 10 grades, max depth to 236mm ;
- ✓ Gain : 0~127dB ;
- ✓ Contrast : 27~90dB ;
- ✓ Gray scale : 256 ;
- ✓ 8 steps intelligent TGC ;
- ✓ Frame frequency: 30 frames cond.
- ✓ 8 kinds pseudo colors ;
- ✓ Image storage: 4G hard disk to permanently store about 5000 frames images without loss when power off.
- ✓ Cine loop : 256 frames ;
- ✓ Puncture guide function with 2 correctable puncture guiding lines(adjustable angle & position) ;
- ✓ The gravel software package with real-time position line measurement
- ✓ Normal measurement: distance perimeter, area, volume, angle, length and area stenosis ratio measurement.
- ✓ Cardio measurement: Depth, slope, heart rate, cycle ;
- ✓ Gynecology measurement and analysis: gynecology general measurement and gynecology report.
- ✓ OB measurement including: 15 kinds of obstetric software, several GA measurement, amniotic fluid index ,fetal growth curve and OB report.
- ✓ Urology measurement and analysis: residual urine volume, prostate volume, and urology report .
- ✓ One-key store: concise and practical;
- ✓ One-key review fast, practical image review function;
- ✓ One-key Print ;
- ✓ One-key Transfer the current frozen image to net workstation to complete its image text report and print directly;
- ✓ Concise and practical, easy operation. The system includes network workstation to complete data & report management ;
- ✓ Display brightness adjustable ;
- ✓ Dual TV output: PAL/NTSC, can connect video printer when necessary
- ✓ Power supply : 100-240V~ 1.2-0.6A frequency : 50-60Hz ;
- ✓ Power supply adaptor output : DC12.8V 3.0A ;
- ✓ Main unit weight : 2.9kg (without accessories) ;
- ✓ Main unit dimension : 380×300×65mm (L×W×H) ;



#Letsgivemore

Thanks to your purchase, a donation will be made to a non-profit foundation that fights against breast cancer and helps most vulnerable communities.



All rights reserved © KALSTEIN France S. A. S.,
Optimum Business Center 450 Rue Baden Powell,
• 34000 Montpellier, France.
Tél: +33 467158849 / +33 680760710/ +33 663810023
<https://kalstein.eu>
KALSTEIN FRANCE, S.A. S



KALSTEIN® Ultrasound Scanner

Model YR05145



| | |
|---------------------------------|--|
| Main basic configuration | Main unit 1pc ; 3.5MHz convex probe 1pc ; Power supply adaptor 1pc ; Reticle 1pc; |
| Optional probes | 6.5MHz multi-frequency trans-vaginal probe(through vagina) 5.0MHz/ 6.5MHz micro-convex probe 7.5MHz multi-frequency linear probe 7.5MHz multi-frequency cavity probe (through anus) |
| Battery Charger | Yes |
| Li-battery | HYLB-1614 11.1V-4400mAh 48.84Wh |
| Optional parts | I Touch screen I Trolley I Office printer I Ethernet Switch |



#Letsgivemore

Thanks to your purchase, a donation will be made to a non-profit foundation that fights against breast cancer and helps most vulnerable communities.



All rights reserved © KALSTEIN France S. A. S.,
Optimum Business Center 450 Rue Baden Powell,
• 34000 Montpellier, France.
Tit: +33 467158849 / +33 680760710/ +33 663810023
<https://kalstein.eu>
KALSTEIN FRANCE, S.A. S





 **Kalstein**[®]
A different accompaniment, at your service

#LETSGIVEMORE 

**WITH THE
ACQUISITION
OF A KALSTEIN
EQUIPMENT**

YOU MAKE A CONTRIBUTION TO:



**Fundación
Jacinto Convit**

<https://www.jacintoconvit.org/>



<https://onetreepanted.org>



Humatem

Solidarité et coopération
biomédicale

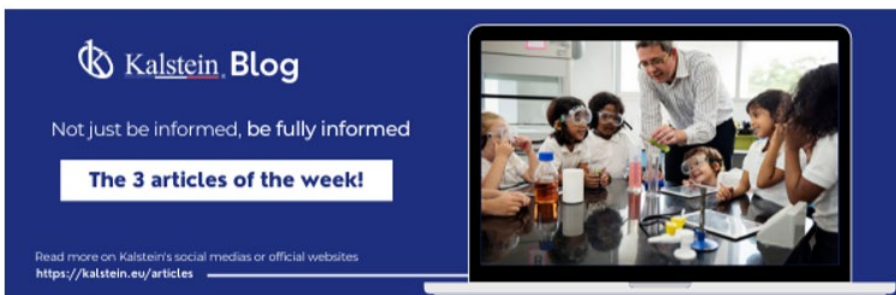
<https://www.humatem.org/>



**MANIAPURE
FOUNDATION USA**

<https://www.maniapurefoundation.org/>

Articles Kalstein
(Social Networks and Official Websites)



Kalstein Blog
Not just be informed, be fully informed
The 3 articles of the week!
Read more on Kalstein's social medias or official websites
<https://kalstein.eu/articles>



1
Read this ARTICLE NOW
How does the climate affect your microscope?
A microscope is an instrument that allows observing and measuring objects that are too small to be seen with the naked eye. This is achieved through a complex system of lenses and mirrors, which form...

Kalstein Blog
Article of the week:
How does the climate affect your microscope?
Read more on Kalstein's social medias or official websites
<https://kalstein.eu/articles>



2
Read this ARTICLE NOW
What is the importance of the laboratory refrigerator?
A refrigerator is a device that is one of the most common pieces of equipment used in laboratories to maintain, in a controlled environment (refrigerated space), various fluids and substances...


Kalstein Blog
Article of the week:
What is the importance of the laboratory refrigerator?
Read more on Kalstein's social medias or official websites
<https://kalstein.eu/articles>

Kalstein Training Videos
(Youtube Channel and Official Websites)



Kalstein France - Jacinto Convit Foundation / Allianc...

23 views • 3 years ago



Kalstein's Microscopes

445 views • 1 week ago



MONTPELLIER - FRANCE
HEADQUARTER
Optimum Business Center,
450 Rue Baden Powell,
34000 Montpellier - France.

Fax: +33 (0) 4 67 15 88 49
Tif: +33 (0) 6 80 76 07 10
sales@kalstein.eu

<https://kalstein.eu/>
<https://www.kalstein.fr/>

Official Websites for Latin America.

