


**Kalstein**®

A different accompaniment, at your service

# LABORATORY LINES

## MICROSCOPES





# Kalstein®

A different accompaniment, at your service

OUR SERVICES

## Benefits and Support

In Kalstein France, we take care of the full satisfaction of our customers, that is why we provide value-added services of the highest level based on our experience.



### Online Inductions and Trainings

In any part of the world, receive your induction or training from our specialized team of engineers



### Quick Response

Our work team is always available to response all your consults or questions, in order to support you in any situation.



### #Letsgivemore ♥

Thanks to your purchase, a donation will be made to a non-profit foundation that fights against breast cancer and helps most vulnerable communities.



### Technical Support

Enjoy of personalized advice for the correct preventive and corrective maintenance of your equipment, thanks to Kalstein's manuals and articles, special catalogues and video tutorials.



### Delivery Logistics

We take care of all the necessary logistics for the dispatch of your goods, whether is by sea, land or air.



### Kalstein Worldwide

With more than 25 years growing with our customers, Kalstein's multiformat and modern content, is now present in more than 10 countries and increasing.



## Inverted LED Fluorescent Microscope

Model YR05791//YR05792



### Product Description

Seidentopf Trinocular Head Inclined 45° Interpupillary Distance 48~76mm, Light Split Switch E100:P0 / E20:P80 WF10x/22mm, Dia.30mm, High Eyepoint, Diopter Adjustable

### Reflect Light

- Koehler Illumination Halogen 12V/50W, Input Voltage 100V~240V

### Condenser

- 4 Holes Rotating Disc Phase Contrast Condenser N.A.0.4, W.D. 45mm, Up/Down Adjustable

### Long Working Distance

- Working Distance 72mm (With Condenser), 195mm (Without Condenser)

### Objectives

- LWD Infinity Plan Fluorescent Objectives 4x, LWD Infinity Plan Phase Contrast Fluorescent Objectives 10x, 20x, 40x

### Working Stage

- Mechanical Stage Size 210x241mm, Round Slide Size  $\Phi$ 110mm  
Culture Dish Holder 54mm

### ECO, Auto Power Off System

- Power Off Automatically Upon User Leaving 10 Minutes,
- Power On Automatically Upon User Approaching Detected,
- This Function Can Be Shut Down Manually

### Adapter

- Photo Adapter With 1.7x Photo Eyepiece, 100% Light For Camera Port,
- For Canon SLR Digital Camera

### Epi Fluorescence Illumination

- China Fluorescent Filter,
- 5W LED Lamp House
- 5W LED Power Box
- Ultraviolet Protection Barrier
- Fluorescent Slide Unit 3 Holes, With Filter Diaphragm, Center Adjustable
- 5W LED B,G Lamp Each 1 pc



### #Letsgivemore

Thanks to your purchase, a donation will be made to a non-profit foundation that fights against breast cancer and helps most vulnerable communities.



All rights reserved © KALSTEIN France S. A. S.,  
Optimum Business Center 450 Rue Baden Powell,  
• 34000 Montpellier, France.  
Tit: +33 467158849 / +33 680760710/ +33 663810023  
<https://kalstein.eu>  
KALSTEIN FRANCE, S.A. S



## Inverted LED Fluorescent Microscope

Model YR05791//YR05792



### Technical Specifications

Model	YR05791	YR05792
Features	Infinity DualPhoto Port ECO (Auto Power Off)	
Optical System	Infinity Plan	
Head Type	Seidentopf Trinocular	
Head Interpupillary	48~76mm	
Head Light Path	E100:P0/E20:P80	
Eyepiece Features	Diopter Adjustable	
Eyepiece Diameter	30.0mm	
Nosepiece Holes	5 holes	
Objective Features	LWD	
Objective Type	Infinity Plan Phase Contrast	



#Letsgivingmore

Thanks to your purchase, a donation will be made to a non-profit foundation that fights against breast cancer and helps most vulnerable communities.



All rights reserved © KALSTEIN France S. A. S.,  
Optimum Business Center 450 Rue Baden Powell,  
• 34000 Montpellier, France.  
Tél: +33 467158849 / +33 680760710/ +33 663810023  
<https://kalstein.eu>  
KALSTEIN FRANCE, S.A. S



## Inverted LED Fluorescent Microscope

Model YR05791//YR05792



### Technical Specifications

Model	YR05791	YR05792
Working Stage Features	Size $\geq 140 \times 140 \text{mm}$	
Working Stage Type	Fixed + Attachable	
Focusing Features	Tension Adjustable	
Condenser Features	Slor for PH Slide	
Condenser Type	Phase Contrast	
Condenser N.A	0.4	
Light Source Features	Kohler Illumination LED 5W Halogen 30W Transmit & Reflect	
Light Source Type	Halogen Fluorescent	
Video Adapter	C-Mount 0.3x	
Fluorescent Band	3 Bands	—



#Letsgivingore

Thanks to your purchase, a donation will be made to a non-profit foundation that fights against breast cancer and helps most vulnerable communities.



All rights reserved (© KALSTEIN France S. A. S.,  
Optimum Business Center 450 Rue Baden Powell,  
• 34000 Montpellier, France.  
Tél: +33 467158849 / +33 680760710/ +33 663810023  
<https://kalstein.eu>  
KALSTEIN FRANCE, S.A. S





## Inverted LED Fluorescent Microscope Model YR05791//YR05792



### Types of Microscopes that a laboratory may need



**Polarizing microscope YR0261**  
Stage with attachable mechanical stage located at 45° with large range of motion, high efficiency without...

[see product](#)



**Trinocular microscope YR0231**  
With front and low position coaxial focus system, focus knobs and brightness adjustable knob inside...

[see product](#)



**Binocular microscope YR0242**  
With precision machining equipment and improving the bottom of the traditional microscope YR0242. Is a...

[see product](#)

### Analysis of the best Microscopes for your laboratory



#### What is an Atomic Force Microscope?

It is a mechano-optical laboratory equipment, designed to display nanonewton forces of order...

[See more](#)



#### What is an X-Ray Microscope?

Initially, microscopes have been commercially available for almost 70 years and currently exist throughout the world, being...

[See more](#)



#### Microscope: Halogen vs. Illumination leds

Often high-powered microscopes cannot provide excellent quality images due to...

[See more](#)



#### What is a fluorescence microscope?

Fluorescence microscopy is a special form of light microscopy. Use the capacity of...

[See more](#)



#### #Letsgivingmore

Thanks to your purchase, a donation will be made to a non-profit foundation that fights against breast cancer and helps most vulnerable communities.



All rights reserved © KALSTEIN France S. A. S.,  
Optimum Business Center 450 Rue Baden Powell,  
• 34000 Montpellier, France.  
Tél: +33 467158849 / +33 680760710/ +33 663810023  
<https://kalstein.eu>  
**KALSTEIN FRANCE, S.A. S**



## Inverted LED Fluorescent Microscope Model YR05791//YR05792



### Guides for you to become an expert in Microscopes

At Kalstein we are manufacturers of microscopes of the highest quality and that have the best technology on the market, we leave you some guides so that you can learn more about our product...

**How does a planachromatic microscope work?**

The objective of a microscope is the most important and complex element of the light microscope. It's important because...

[See more](#)

**How to eliminate fungi from our microscopes?**

Microscopes are essential equipment in any laboratory, some are very simple while...

[See more](#)

**How does a phase contrast microscope work?**

The phase contrast microscope is a type of microscope that allows living samples to be observed without the need...

[See more](#)



### The microscope and its evolution

The first great advances in science and in particular in the biological sciences are due in part to the invention of the **light microscope**, when at the end of the 17th century Anton van Leeuwenhoek, carving lenses, was able to appreciate the world that because of its so small size...

[See more](#)



#### #Letsgivemore

Thanks to your purchase, a donation will be made to a non-profit foundation that fights against breast cancer and helps most vulnerable communities.



All rights reserved © KALSTEIN France S. A. S.,  
Optimum Business Center 450 Rue Baden Powell,  
• 34000 Montpellier, France.  
Tél: +33 467158849 / +33 680760710/ +33 663810023  
<https://kalstein.eu>  
**KALSTEIN FRANCE, S.A. S**



## Inverted LED Fluorescent Microscope

Model YR05791//YR05792



### Catalog of models of Microscopes on offer



Laboratory Microscope YR0239 – YR0240

Select Options



Polarizing microscope YR0263

Add To Quote



Metallurgical microscope YR0255

Add To Quote



YR0261 Polarizing Microscope

Add To Quote



Inverted Fluorescent LED Microscope YR057

Select Options



Trinocular microscope YR0231

Add To Quote



Metallurgical microscope YR0251 – YR0252

Select Options



Binocular Biological Microscope for Students

Select Options



#Letsgivemore

Thanks to your purchase, a donation will be made to a non-profit foundation that fights against breast cancer and helps most vulnerable communities.



All rights reserved (© KALSTEIN France S. A. S., Optimum Business Center 450 Rue Baden Powell, • 34000 Montpellier, France.  
Tél: +33 467158849 / +33 680760710/ +33 663810023  
<https://kalstein.eu>  
KALSTEIN FRANCE, S.A. S







 **Kalstein**<sup>®</sup>  
A different accompaniment, at your service

#LETSGIVEMORE 

**WITH THE  
ACQUISITION  
OF A KALSTEIN  
EQUIPMENT**

YOU MAKE A CONTRIBUTION TO:



**Fundación  
Jacinto Convit**

<https://www.jacintoconvit.org/>



<https://onetreepanted.org>



**Humatem**

Solidarité et coopération  
biomédicale

<https://www.humatem.org/>

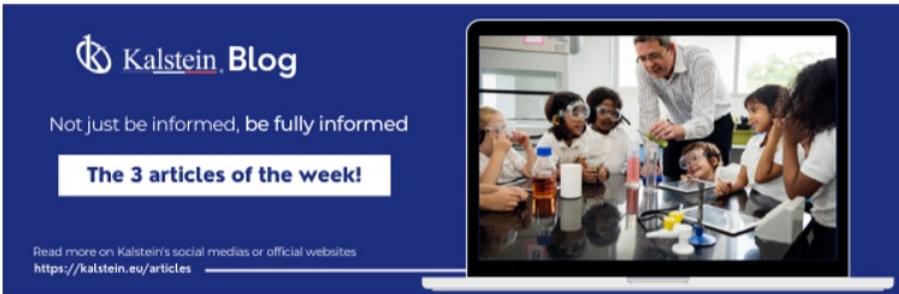


**MANIAPURE  
FOUNDATION USA**

<https://www.maniapurefoundation.org/>



**Articles Kalstein**  
(Social Networks and Official Websites)



**Kalstein Blog**  
Not just be informed, be fully informed

**The 3 articles of the week!**

Read more on Kalstein's social medias or official websites  
<https://kalstein.eu/articles>

**1**  
Read this ARTICLE NOW



**How does the climate affect your microscope?**

microscope is an instrument that allows observing and measuring objects at a very small scale. This is achieved through a complex system of lenses, which form

**Kalstein Blog**

**Article of the week:**  
How does the climate affect your microscope?

Read more on Kalstein's social medias or official websites  
<https://kalstein.eu/articles>

**2**  
Read this ARTICLE NOW



**What is the importance of the laboratory refrigerator?**

refrigerator is a device that is one of the most used equipment in laboratories to maintain, in a controlled environment (refrigerated space), various fluids and substances.

**Kalstein Blog**

**Article of the week:**  
What is the importance of the laboratory refrigerator?


Read more on Kalstein's social medias or official websites  
<https://kalstein.eu/articles>

**Kalstein Training Videos**  
(Youtube Channel and Official Websites)



Kalstein France - Jacinto Convit Foundation / Allianc...

23 views • 3 years ago



Kalstein's Microscopes

445 views • 1 week ago



PARIS - FRANCE  
**HEADQUARTER**

2 Rue Jean Lantier  
75001 Paris - France

**Tlf:** +33 (0) 01 78 95 87 89

**Cel:** +33 (0) 6 80 76 07 10  
sales@kalstein.eu

<https://kalstein.eu/>  
<https://www.kalstein.fr/>

